

Viaflex® The universal aluminum profile

Product data sheet



Applications

- Path limitations
- Lawn edges
- Flowerbed enclosures
- Roof gardens

Advantages

- Two heights available: 97 and 150 mm
- Resistant to mechanical stresses and weather exposure
- Flexible sections that readily form curves, radii and corners
- Simple, quick installation
- Easy to shorten, no re-zincing after cutting
- Reduced lateral drainage saves bed irrigation water
- Reduced root undergrowth and vegetation overgrowth facilitates edge maintenance
- Corrosion resistant, recyclable aluminium alloy

Viaflex is used to create clean and easily maintainable borders between landscape areas. This specially engineered aluminium profile combines plasticity with exceptional sturdiness, making it ideal for pavement applications using water-bound materials, gravel, rock, flagstone or asphalt. It is also ideally suited for green roofing applications and for planting bed borders and lawn edging.

The Viaflex pavement and bed edging system ensures rapid, low-waste and free form installation without the need for special tools. Despite being so lightweight, this product is extremely durable and will not rot, collapse or rust like wood, plastic or steel. Gently rounded edges provide for added safety during installation and later maintenance. The special profile on this product guarantees not only high durability, it also allows for the sections to be connected to one another without screws or rivets. The wide range of available accessories allows for nearly limitless landscaping creativity.

Technical Data

Material: Alloy aluminium EN AW-6060
Surface: Natural finish aluminium or anodised black E6/C35 (97 mm height)
Dimensions: Section heights: 97 and 150 mm
Available lengths: 2,500 and 5,000 mm (item no. P10N.../P10E... or P15N...)

Installation

Soil clamp: Surface: natural silver-grey colour
Dimensions: Available lengths: 300 or 400 mm (item no. EN30 or EN40) natural
Profile bracket: Surface: silver-grey colour
Dimensions: H/L/W = 25/65/80 mm or 25/65/30 mm, with round hole Ø 7.5 mm for steel nails or screws (item no. PH80 or PH30)

Equipment

Joint connector: A shock connector is recommended to achieve an uninterrupted visible surface (without any gaps) or straight view from the top. The connector ends about 8 mm below the top edge of the straight profile and is almost invisible after installation. Shock connectors are not necessarily required, as the profile ends can also be connected by inserting them into each other.
Surface: natural silver-grey colour or anodised black E6/C35 (97 mm height)
Delivery length: 100 mm (item no. V10N10/V10E10 or V15N10)

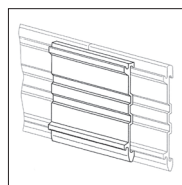
Soil clamps: Pegs provide additional lateral support for the profile, and if they are set in concrete, they can prevent theft in public spaces.

Corner connectors: 90° and 270° (outside and inside corners), custom orders possible, legs approx. 75 + 75 mm (item no. EV10N.../EV10E... or EV15N...)

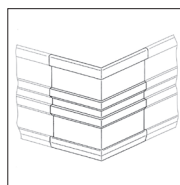
T-elements: available in pairs as left and right element approx. 75 + 75 + 75 mm (item no. TV10N75 or TV15N75)

Bows: Prepared in production for 97 mm profiles as Ø 500 and 1,000 mm (full open circle) and Ø 1,500 mm (two half-circles that can be connected). Delivered with one or two shock connectors. For radii of about 1,500 mm and more, the profile can also be bent into shape on site (item no. B10N...).

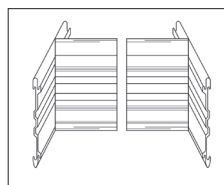
(for product no. N: natural silver-grey colour, E: anodised black,... delivery length identification)



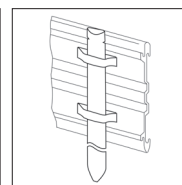
Splice



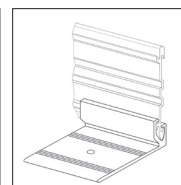
Corner connector



T-elements



Soil clamp



Anchor bracket

Please visit our website for more information. It contains supplemental information to this product sheet, including further installation instructions, application examples, bidding specifications, product codes and reference projects. Data may change without notice as technology advances.

